



TRIAX

connecting the future

Proud Heritage



Exceptional Headends,
Designed and Manufactured in Europe

Trust TRIAX

Experts in headend technology

Proud heritage

With trailblazing technology at our core for over 75 years, we're proud of where we come from. And we're proud to keep innovating each day, connecting our customers to the future.

Our expanded headend range is the truest expression of our values of reliability and innovation.

And now, we have a headend to suit the requirements of every installation size and budget.

TV delivered your way

You know what your customers need, and our flexible headends make your choice easy. Whatever your preferred configuration, you can rest assured that each and every TRIAX headend guarantees the same TRIAX quality experience, saving you time and costs, and increasing your own customer loyalty.

Our headends are developed from the ground up at our R&D facility in Denmark, with over 24,000 sold in the last decade alone.

Headend benefits



TIME SAVED

- No retuning of in-room TV sets
- Quick installation with fast load of configuration
- Remote access to all your headend installations
- Intuitive GUI resulting in easy configuration



COSTS SAVED

- Benefits through advanced technology
- End-to-end TRIAX hardware
- A headend for every budget



LOYALTY INCREASED

- Outstanding reliability, reduced down time
- Remote access for quick configuration changes
- Smoothly integrated solutions



FUTURE READY

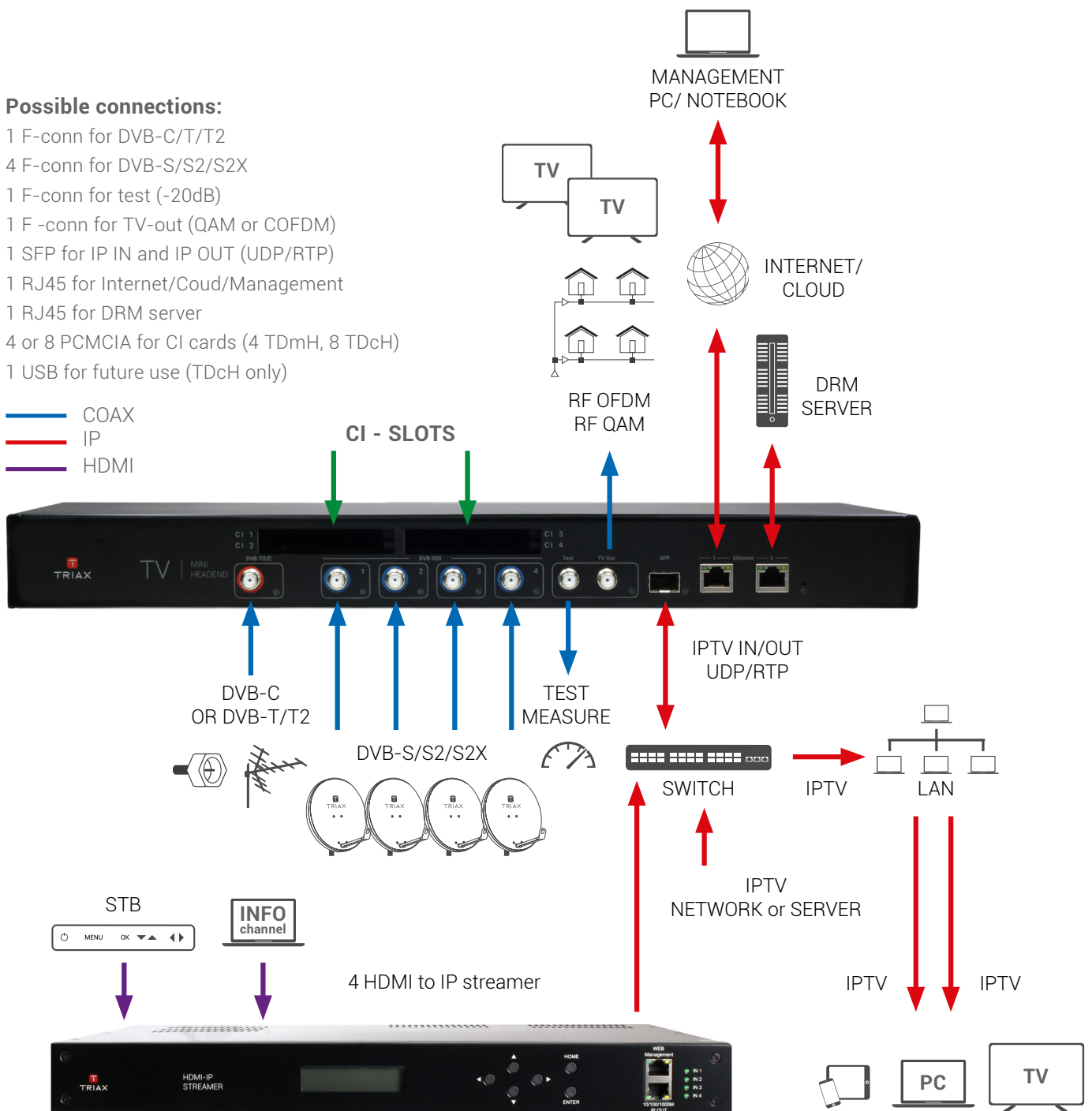
- Free software updates
- More features can be added via license
- Scalable (stackable)
- DVB-S2X (Second Generation Satellite Extensions)



Possible connections:

- 1 F-conn for DVB-C/T/T2
- 4 F-conn for DVB-S/S2/S2X
- 1 F-conn for test (-20dB)
- 1 F-conn for TV-out (QAM or COFDM)
- 1 SFP for IP IN and IP OUT (UDP/RTP)
- 1 RJ45 for Internet/Cloud/Management
- 1 RJ45 for DRM server
- 4 or 8 PCMCIA for CI cards (4 TDmH, 8 TDcH)
- 1 USB for future use (TDcH only)

- COAX
- IP
- HDMI



Advanced functionalities

Focusing on benefits

High-end technology in all TRIAX headends

In everything we do, we are committed to our customers' success. That means looking at how we can develop advanced functionalities to the benefit of our customers.

For the new TDmH Mini Headend and the TDcH Compact Headend, we have included the best functionality from our TDH and TDX headends, and further improved them with additional features.

Unique flexibility and efficiency:

Multiplexing via Service Pool technology

TRIAX's innovative Service Pool technology initially loads all incoming signals into the Service Pool (including DVB-S/S2/S2X/T/T2/C/IP). From there, they are fed to several outputs and simultaneously converted into the required output signal.

Multiplexing allows high flexibility. Any service from any input can be routed to any CAM, Scrambler, IP stream, QAM or COFDM outputs and having multiplexing and Service Pool technology at the output module, it is possible to optimise the service line-up and only distribute the required channels.

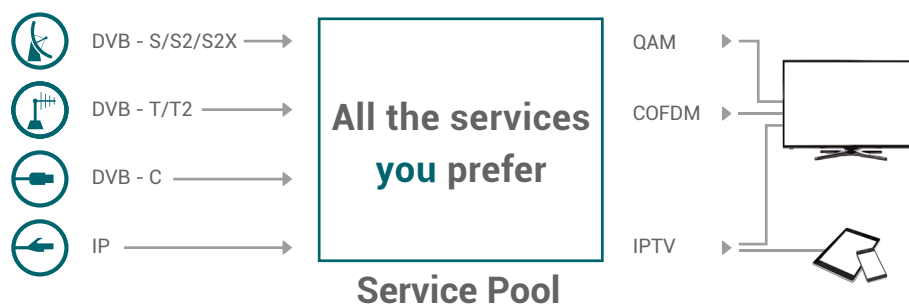
Multiplexing combines services from different transponders to one output channel. This reduces the number of output services, and through that, the bandwidth capacity needed in the headend.

This is an advantage in large systems where you need to receive many services from different satellite positions and transponders, as it reduces the amount of outputs required. It is also a considerable advantage in a mini and compact headend like TDmH and TDcH where the service line-up can be optimised within the available input and output modules.

Multiplexing at the CAM module can be done in two ways: Service Mode and Transparent Mode. In Service Mode it is possible to decrypt services from different input transponders on the same CAM module.

This reduces the number of CAM modules needed, thereby reducing the cost of the solution .

Choosing Transparent Mode sends one complete transport stream to one CAM module. This is a requirement from some operators as they also send updates to the CAM modules as part of the service transport stream.



* Input and output options vary on the different headend models.



Focusing on benefits

Save time and costs: PID Management

Service ID (SID) and Package Identifier (PID) Management saves time by ensuring a service change can be handled centrally in the headend without retuning any TV sets, and with time saved, costs are also saved.

Service ID (SID) and PID Management ensures a new service is distributed with the same "Package Identifier" as the previous service and therefore no TV sets need to be re-tuned. Service update with SID and PID Management is completely independent of the individual TV's technology.

In hotels or other buildings with many TVs, this saves a lot of time as the alternative would be entering all rooms for TV re-tuning and potentially disturbing guests. Having all TVs correctly tuned also reduces the risk of having to re-book guests due to complaints about missing TV services

Easy audio selection for hotel guests: Same service with different audio

Hotel guests don't want to worry about how to choose their audio language using the TV remote control. They just want to lean back, click and relax with entertainment in a language they understand. TRIAX TDcH and TDmH can distribute a copy of the same service multiple times, but with different audio

languages to each individual copy. Your preferred language will be just a few clicks away. And best of all: the copied services do not occupy additional space in the output mux, meaning there is no compromise to the amount of other services that can be offered to the hotel guest.

Better viewing experience: EPG Management

TVs display the Electronic Program Guide (EPG) by reading the EPG data on each transponder. If the TV has not yet displayed a service from a given transponder, the corresponding EPG data is not loaded. This will result in blank lines on the EPG. With EPG Management in TRIAX headends, the EPG information of all services can be sent on every transponder.

Therefore a hotel guest can view a complete EPG directly after turning on the TV. In other words, the TV viewer has a better TV experience.





TRIAX

Strong headend platform

Compact excellence. Infinite opportunities.

New product with the latest technology

“ TRIAX headends are the truest expression of our values of reliability and innovation. ”

...says Glenn Vaughan, TRIAX CEO.

“The TDcH and the new TDmH are built on a new cutting edge platform where many functions are software based. This software platform benefits customers as they will be able to upgrade their already installed TDcH and TDmH with new software releases and always have the latest functions available”.

“We’re proud to be headend experts, devoting ourselves to their development for over 20 years. We are excited to see our vision for this new platform really come to life with this second wave of new versions and features. It not only gives customers a wider variety of models to choose from, but also allows existing customers to benefit from continually added features”.

“In the new TDmH and the TDcH we have not only included popular functions from the high-end TDX headend like Multiplexing via Service Pool technology, PID and EPG management, but also new features like an integrated SCR multiswitch and multiple language service function”.



New TDmH range



New technologies. New benefits.

Integrated SCR Multiswitch

- Increases the number of satellite positions that can be received in the TDCh/TDmH to 4 satellite positions.
- Increases the number of international TV services that can be distributed
- Save time, cost and space with less cabling and no need for an external multiswitch
- Reduced hardware for a cost optimised and compact solution

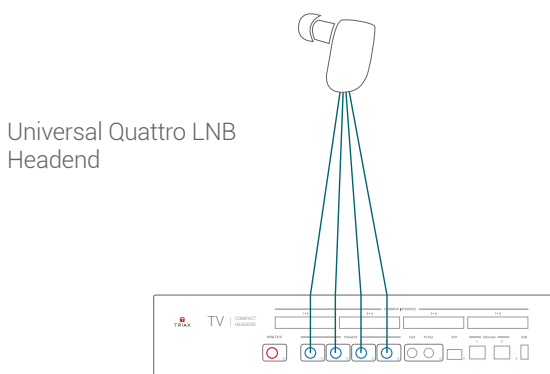
DVB-S2X demodulator

- Supports receiving of multistream

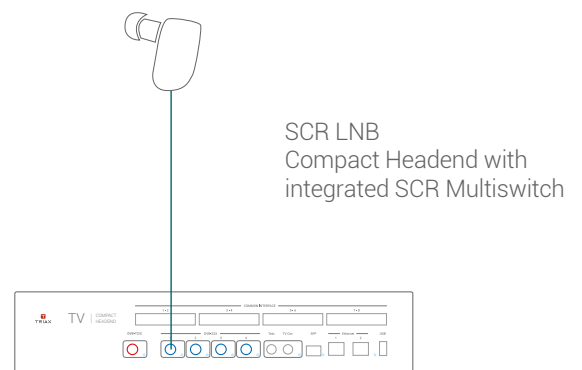
Multiple language service

- Allows for multiple distributions of a service with multiple audio (language) tracks
- User friendly: services will be available on TVs as individual channels without the user having to change language settings

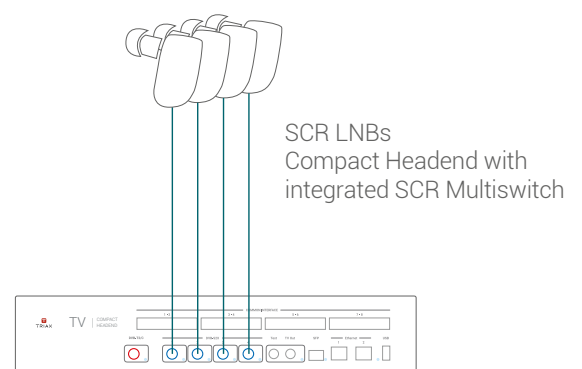
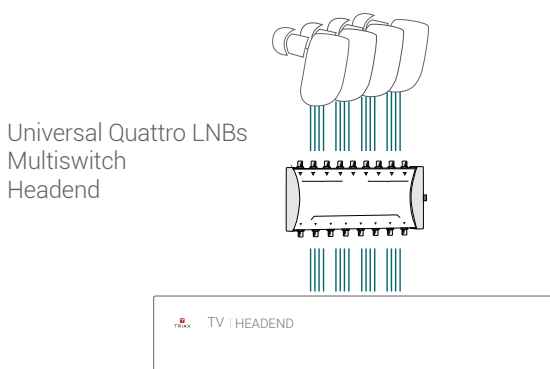
Classic setup with multiple cables and external multiswitch



TRIAx TDCh with integrated SCR Multiswitch



— VS —



— VS —



TRIAX

The future of TV distribution Unveiling the TDmH

TRIAX stands as a beacon of innovation and excellence in cutting-edge TV distribution technology. We are thrilled to introduce our latest marvel: the TDmH mini headend, a game-changer in the industry.

Born from the minds of our visionary engineers at the TRIAX UK R&D centre in Denmark, the TDmH emerged in early 2024, heralding a new era of TV distribution solutions. This compact powerhouse and its big brother, the four-year-old TDcH compact headend, is built on the same stable platform, ensuring unparalleled reliability and performance.

The TDmH may be “just mini,” but don’t let its size fool you. With a reduced input and output service capability of the TDcH, this newcomer is perfectly tailored for entry-level installations, offering a seamless transition into the world of professional TV distribution.

But what truly sets the TDmH apart is all the siblings: TDmH IP, 8S, 8S-I, and 14STC-I. Each variant is meticulously crafted to meet the diverse needs of our customers, whether they require basic functionality or advanced features for specialised applications.

Under the guidance of Glenn Vaughan, Chief Executive Officer and owner of TRIAX UK Ltd, the TDmH has flourished into a symbol of pride and ingenuity. Glenn's unwavering commitment to excellence has propelled TRIAX to the forefront of the industry, and the TDmH is a testament to his vision.

With the TDmH, scalability is not just a possibility—it's a promise. Designed to grow alongside your needs, the TDmH can be stacked with its big brother TDcH, offering a seamless expansion path for your headend system. And with its intuitive graphical user interface, scaling your setup has never been easier.

Driven by market demand for a mini headend solution that doesn't compromise performance, the TDmH delivers unmatched versatility and reliability. Whether mounting it in a rack alongside other TDmH or TDcH units or opting for a sleek wall-mounted setup, the TDmH is ready to elevate your TV distribution experience.





New TDmH Mini Headend

Built on the same cutting-edge and well-tested software platform used for TDcH, but with reduced functionality to meet the requests for an entry-level headend. Complimentary updated software offers new and existing customers additional functions, benefits, and powerful hardware configurations to match your requirements.

Compact excellence

- Exquisite engineering, finely tuned for perfect performance
- Your natural choice for swift, efficient TV distribution
- Save time and costs, with fast, easy installation and remote management
- Compact design fits elegantly into 19" racks
- Reliable, innovative headend expertise from TRIAX

Smooth integration

- Optimised channel setup with advanced multiplexing and Service Pool technology
- Integrated SCR multiswitch for cost, time and space saving
- No need for retuning TV sets in rooms thanks to SID and PID Management
- EPG Management ensures full Electronic Program Information (EPG) for better user experience
- Central decryption with CI slots, Free-To-Air version available
- Option for scrambling of premium services
Supporting scrambling for Philips TV sets
Upcoming supporting scrambling for LG and Samsung TV sets
- Multiple language service allows for multiple distribution of a service with different audio (language) tracks
- IP-in and IP-out for receiving and streaming services. Possibility for simultaneous IP-in and IP-out through the same interface with optional VLAN tags for separating the in and out streams

Integrated SCR Multiswitch

- Increases the number of satellite positions that can be received in the TDcH/TDmH
- Increases the number of international TV services that can be distributed
- Save time, cost and space with less cabling and no need for an external multiswitch
- Reduced hardware for a cost optimised and compact solution

Service Pool and Multiplex technology

- 8 DVB-S/S2/S2X and 6 DVB-T/T2/C input signals
- 8 QAM or COFDM full band modulators (switchable)
- 48 IP-in SPTS and MPTS UDP/RTP
- 48 IP-out SPTS UDP/RTP
- 4 x CI interfaces for CAM
- Multiplexing at both RF output, IP output, scrambler and CAM (CI interface)
- Optimised service line-up within the available input and output modules
- More relevant TV services due to service multiplexing


Energy saving – long-term reliability

- Low power consumption
- Temperature controlled cooling system with integrated fans - increases the service life of the equipment
- The cooling system supports 19" rack mounting as well as wall mounting



TRIAx

TRIAx® TDmH Mini Headend technical details



Mini Headend - IP

TDmH IP, Art. No.: 492770



Mini Headend - FTA

TDmH 8S, Art. No.: 492772

	TDmH IP	TDmH 8S	TDmH 8S-I	TDmH 14STC-I
ORDER INFORMATION				
Art. Number [Pro:Idiom (LG) Ready]	492770	492772	492773 [492775]	492774 [492776]
EAN Number [Pro:Idiom (LG) Ready]	5061038081510	5061038081534	5061038081541 [5061038081565]	5061038081558 [5061038081572]
INTERFACES				
Management Interface		1 x 1000 Base-T (RJ 45, Port 1)		
SimulCrypt / DRM		1 x 1000 Base-T (RJ 45, Port 2) not supported with current software release		
Ip-in and -out		1 x 1000 Base-T (SFP)		
CI slots			4 x PCMCIA (front access)	
DVB-S2X input				
Satellite inputs		4 x F connectors, 75 Ω, 400 mA per input LNB power feed		
Number of transponders		8		
Frequency range		950 – 2150 MHz		
Level range		44 – 90 dBμV		
Return loss		> 10dB		
DVB-S modulation		QPSK; 8PSK (16APSK and 32APSK will be supported in later SW version)		
Max. data rate / tuner		83 Mbit/s		
Input selection		DiSEqC 1.0 Control 13/18VDC, 22kHz and SCR via JESS (EN 50607:2015)		
DVB-T/T2/C input				
Terrestrial / Cable input				1 x F connector, 75 Ω
Tuners				6
Input frequency range				47 – 862 MHz
Channel bandwidth				7/8 MHz
Level range				40 – 95 dBμV
Input noise				< 7 dB
Return loss				> 10 dB
DVB-T				
Demodulator type				COFDM
Modulation DVB-T				QPSK, 16QAM, 64QAM
DVB-T2				
Demodulator type				COFDM
Modulation DVB-T2				QPSK, 16QAM, 64QAM, 256QAM
DVB-C				
Demodulator type				QAM
Modulation				16QAM, 64QAM, 128QAM, 256QAM
IP-Input				
Number of IP input streams	48	4, 16 or 48 x SPTS/MPTS (license required)		
Data interface		1 x 1000 Base-T SFP or Fibre SFP ; 1000BaseX (SerDes) mode IEEE802.3 Ethernet, IEEE802.1Q VLAN IGMPv2, IGMPv3		
Protocols		SPTS Streaming (VBR) including PAT, SDT, PMT, CAT and EIT MPTS Streaming (VBR) including PAT, SDT, PMT, CAT and EIT Multicast UDP and RTP MPEG Transport Stream via IP Protocol		
IP packet format		MPEG		
IP-Bitrate		max. 950 Mbit/s at SFP interface for all SPTS streams		
CI interfaces				
Bitrate			Configurable: 50, 72, 96Mbps	
PID and service limit			PID and service limit is given by the CAM	
Supply voltage			5V	



Mini Headend - 8S with CI

TDmH 8S-I, Art. No.: 492773

TDmH 8S-I Pro:Idiom (LG) ready, Art. No.: 492775

Mini Headend - 14 STC with CI

TDmH 14STC-I, Art. No.: 492774

TDmH 14STC-I Pro:Idiom (LG) ready, Art. No.: 492776

	TDmH IP	TDmH 8S	TDmH 8S-I	TDmH 14STC-I
RF output				
RF out		1 x F connector		
HF measuring output		1 x F connector, -20 dB		
Frequency range		306 – 862 MHz		
Channels		S 21 – C 69		
Channel settings		8 channels in a row, single channels can be switched off		
Return loss		> 10 dB		
Output impedance		75 Ω		
QAM modulation				
Output level range		85 – 95 dBμV		
Modulation scheme		QAM 16, 32, 64, 128, 256		
Dynamic phase error		< 0.3		
MER		> 43 dB		
Symbol rate		3.5 – 7.2 MS/s		
COFDM modulation				
Output level range		83 – 93 dBμV		
Carrier to spurious ratio:		> 60 dB		
Modulation scheme:		QPSK, 16 QAM, 64 QAM		
MER		≥ 40 dB		
Output mode:		2k		
Guard intervals:		1/4, 1/8, 1/16, 1/32		
IPTV Output				
Number of IP output streams		48 x SPTS (license required)		
Data interface		1 x 1000 Base-T SFP or Fibre SFP ; 1000BaseX (SerDes) mode IEEE802.3 Ethernet, IEEE802.1Q VLAN		
Protocols		SPTS Streaming (VBR) including PAT, SDT, PMT, CAT and EIT Multicast UDP and RTP MPEG Transport Stream via IP Protocol 7 TS packets pr. Ethernet packet		
IP packet format		MPEG		
IP-Bitrate		max. 950 Mbit/s at SFP interface for all SPTS streams		
PID-Filtering and Remapping		Yes		
TTL		1-255 (default 16)		
EIT		Inside SPTS for current service		
XML EPG		EPG data in XML format as specified by Samsung Configurable language and Maturity Rating Country for XML EPG		
Scrambling				
VSecure (Philips)				License required 48 x
[Philips TV + special CAM]				
Pro:Idiom (LG)				License required (future) 24 x
[It required special hardware]				
LYNK (Samsung)				License required (future) 48 x
Simulcrypt (128bit AES)				License required (future) 48 x
Features				
SNMP		SNMP traps (license required)		
General				
Mains supply		100 - 264 V AC, 50/60 Hz		
Ground connection		Ground clamp		
Power consumption	typ. 20 W, max. 25 W	typ. *30 W, max. 65 W	typ. *33 W, max. 73 W	typ. *40 W, max. 80 W
* Without CAM and LNB power				
Ambient temperature		-10°C to +50°C		
Dimensions in mm		(W x D x H) 434 x 168 x 45		
Net Weight	2,6 kg	2,8 kg	3,0 kg	3,1 kg



TRIAX

TDcH Compact Headend





TDcH Compact Headend - Strong and stable platform

Built on our cutting edge and well tested software platform, the opportunities with TDcH are endless. Complimentary updated software offers new and existing customers additional functions and benefits, along with powerful hardware configurations to match your requirements.

Compact excellence

- Exquisite engineering, finely tuned for perfect performance
- Your natural choice for swift, efficient TV distribution
- Save time and costs, with fast, easy installation and remote management
- Compact design fits elegantly into 19" racks
- Reliable, innovative headend expertise from TRIAX

Smooth integration

- Optimised channel setup with advanced multiplexing and Service Pool technology
- Integrated SCR multiswitch for cost, time and space saving
- No need for retuning TV sets in rooms thanks to SID and PID Management
- EPG Management ensures full Electronic Program Information (EPG) for better user experience
- Central decryption with CI slots, Free-To-Air version available
- Option for scrambling of premium services Supporting scrambling for Philips TV sets Upcoming supporting scrambling for LG and Samsung TV sets.
- Multiple language service allows for multiple distributions of a service with different audio (language) tracks
- IP-in and IP-out for receiving and streaming services. Possibility for simultaneous IP-in and IP-out through the same interface with optional VLAN tags for separating the in and out streams

Integrated SCR Multiswitch

- Increases the number of satellite positions that can be received in the TDcH/TDmH
- Increases the number of international TV services that can be distributed
- Save time, cost and space with less cabling and no need for an external multiswitch
- Reduced hardware for a cost optimised and compact solution

Service Pool and Multiplex technology

- 16 DVB-S/S2/S2X and 6 DVB-T/T2/C input signals
- 16 QAM or COFDM full band modulators (switchable)
- 96 IP-in SPTS and MPTS UDP/RTP
- 100 IP-out SPTS UDP/RTP
- 8 x CI interfaces for CAM
- Multiplexing at both RF output, IP output, scrambler and CAM (CI interface)
- Optimised service line-up within the available input and output modules
- More relevant TV services due to service multiplexing

Energy saving – long-term reliability

- Low power consumption
- Temperature controlled cooling system with integrated fans - increases the service life of the equipment
- The cooling system supports 19" rack mounting as well as wall mounting



TRIAx

TRIAx® TDcH Compact Headend technical details



Compact Headend - FTA
TDCH 16S, Art. No.: 492791



Compact Headend - S with CI
TDcH 16S-I, Art. No.: 492781
TDcH 16S-I Pro:Idiom (LG) ready, Art. No.: 492787

	TDcH 16S	TDcH 16S-I	TDcH 22STC-I
ORDER INFORMATION			
Art. Number [Pro:Idiom (LG) Ready]	492791	492781 [492787]	492782 [492788]
EAN Number [Pro:Idiom (LG) Ready]	5061038080124	5061038080100 [5061038081589]	5061038080117 [5061038081596]
INTERFACES			
Management Interface	1 x 1000 Base-T (RJ 45, Port 1)		
SimulCrypt / DRM	1 x 1000 Base-T (RJ 45, Port 2) not supported with current software release		
Ip-in and -out	1 x 1000 Base-T (SFP)		
CI slots	8 x PCMCIA (front access)		
USB	USB 2.0, Type A conn (Data transfer, additional storage,...) not supported current software release		
DVB-S2X input			
Satellite inputs	4 x F connectors, 75 Ω, 400 mA per input LNB power feed		
Number of transponders	16		
Frequency range	950 – 2150 MHz		
Level range	44 – 90 dBμV		
Return loss	> 10dB		
DVB-S modulation	QPSK; 8PSK (16APSK and 32APSK will be supported in later SW version)		
Max. data rate / tuner	83 Mbit/s		
Input selection	DiSEqC 1.0 Control 13/18VDC, 22kHz and SCR via JESS (EN 50607:2015)		
DVB-T/T2/C input			
Terrestrial / Cable input			1 x F connector, 75 Ω
Tuners			6
Input frequency range			47 – 862 MHz
Channel bandwidth			7/8 MHz
Level range			40 – 95 dBμV
Input noise			< 7 dB
Return loss			> 10 dB
DVB-T			
Demodulator type			COFDM
Modulation DVB-T			QPSK, 16QAM, 64QAM
DVB-T2			
Demodulator type			COFDM
Modulation DVB-T2			QPSK, 16QAM, 64QAM, 256QAM
DVB-C			
Demodulator type			QAM
Modulation			16QAM, 64QAM, 128QAM, 256QAM
IP-Input			
Number of IP input streams	4, 16 or 96 x SPTS/MPTS (license required)		
Data interface	1 x 1000 Base-T SFP or Fibre SFP ; 1000BaseX (SerDes) mode IEEE802.3 Ethernet, IEEE802.1Q VLAN		
Protocols	IGMPv2, IGMPv3 SPTS Streaming (VBR) including PAT, SDT, PMT, CAT and EIT MPTS Streaming (VBR) including PAT, SDT, PMT, CAT and EIT Multicast UDP and RTP MPEG Transport Stream via IP Protocol		
IP packet format	MPEG		
IP-Bitrate	max. 950 Mbit/s at SFP interface for all SPTS streams		
CI interfaces			
Bitrate	Configurable: 50, 72, 96Mbps		
PID and service limit	PID and service limit is given by the CAM		
Supply voltage	5V		



Compact Headend - 22 STC with CI

TDcH 22STC-I, Art. No.: 492782

TDcH 22STC-I Pro:Idiom (LG) ready, Art. No.: 492788

	TDcH 16S	TDcH 16S-I	TDcH 22STC-I
RF output			
RF out		1 x F connector	
HF measuring output		1 x F connector, -20 dB	
Frequency range		306 – 862 MHz	
Channels		S 21 – C 69	
Channel settings		16 channels in a row, single channels can be switched off	
Return loss		> 10 dB	
Output impedance		75 Ω	
QAM modulation			
Output level range		85 – 95 dBμV	
Modulation scheme		QAM 16, 32, 64, 128, 256	
Dynamic phase error		< 0.3	
MER		> 43 dB	
Symbol rate		3.5 – 7.2 MS/s	
COFDM modulation			
Output level range		83 – 93 dBμV	
Carrier to spurious ratio:		> 60 dB	
Modulation scheme:		QPSK, 16 QAM, 64 QAM	
MER		>=40dB	
Output mode:		2k	
Guard intervals:		1/4, 1/8, 1/16, 1/32	
IPTV Output			
Number of IP output streams		100 x SPTS (license required)	
Data interface		1 x 1000 Base-T SFP or Fibre SFP ; 1000BaseX (SerDes) mode IEEE802.3 Ethernet, IEEE802.1 VLAN	
Protocols		SPTS Streaming (VBR) including PAT, SDT, PMT, CAT and EIT Multicast UDP and RTP MPEG Transport Stream via IP Protocol 7 TS packets pr. Ethernet packet	
IP packet format		MPEG	
IP-Bitrate		max. 950 Mbit/s at SFP interface for all SPTS streams	
PID-Filtering and Remapping		Yes	
TTL		1-255 (default 16)	
EIT		Inside SPTS for current service	
XML EPG		EPG data in XML format as specified by Samsung Configurable language and Maturity Rating Country for XML EPG	
Scrambling			
VSecure (Philips) [Philips TV + special CAM]			License required 48 x
Pro:Idiom (LG) [It required special hardware]			License required (future) 24 x
LYNK (Samsung)			License required (future) 48 x
Simulcrypt (128bit AES)			License required (future) 48 x
Features			
SNMP		SNMP traps (license required)	
Common NIT/SDT/EIT		Option via license	
Stackable		Common GUI plus feature to Common NIT/SDT/EIT Option via license	
General			
Mains supply		100 - 264 V AC, 50/60 Hz	
Ground connection		Ground clamp	
Power consumption	*typ. 32 W, max. 90 W	*typ. 36 W, max. 90 W	*typ. 46 W, max. 90 W
* Without CAM and LNB power			
Ambient temperature		-10°C to +50°C	
Dimensions in mm		(W x D x H) 434 x 220 x 90	
Net Weight	3.77 kg	4.13 kg	4.13 kg



TRIAX
connecting the future

Explore TRIAX headends
triax.com

TRIAX is a global supplier of reliable, innovative products and solutions for the reception and distribution of video, audio and data signals.

Our Products are used in homes, businesses and operator networks by broadcasters, satellite, cable and telecom operators.

Our Solutions combine our hardware and software expertise to deliver value to hospitality and related markets, through a partner network of system integrators, large installers and operators.

TRIAX headquarters are based in Wales, UK, subsidiary office in Dubai, UAE and R&D in Denmark.

The company operates through a dedicated partner network of global distributors.

Copyright © 2024 TRIAX. All rights reserved. The TRIAX Logo and TRIAX, TRIAX Multimedia are registered trademarks or trademarks of the TRIAX Company or its affiliates.

All specifications in this brochure are subject to change without further notice.

03-2024



triax.com